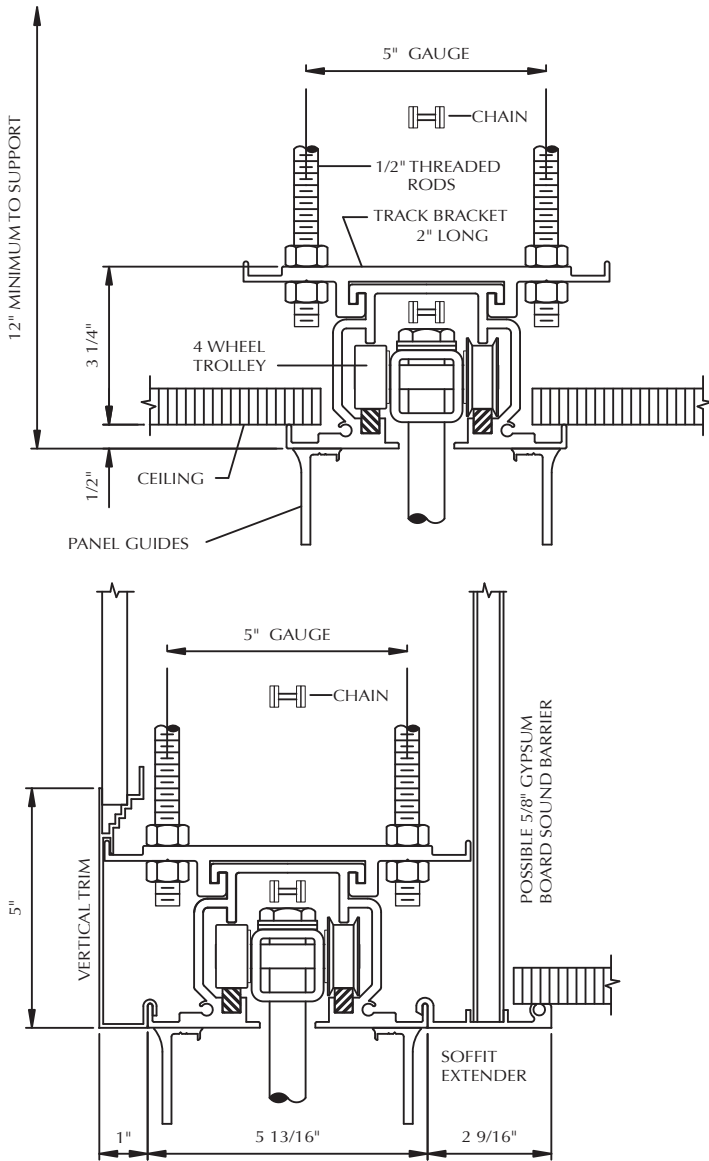


1A TRACK

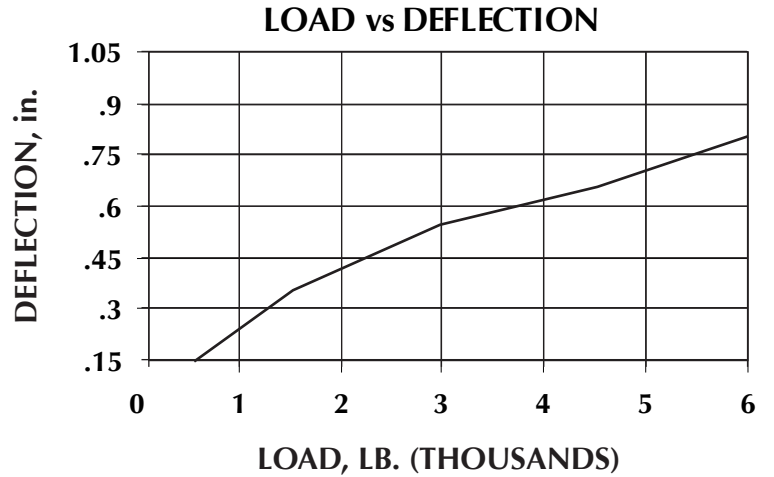
**SUPERTRACK
COMPOSITE TRACK
SOLID STEEL RUNNING SURFACE**



#1A track is one of several track systems suitable for electric operation. Selection is based on loads.



Maximum trolley load is 900 pounds.

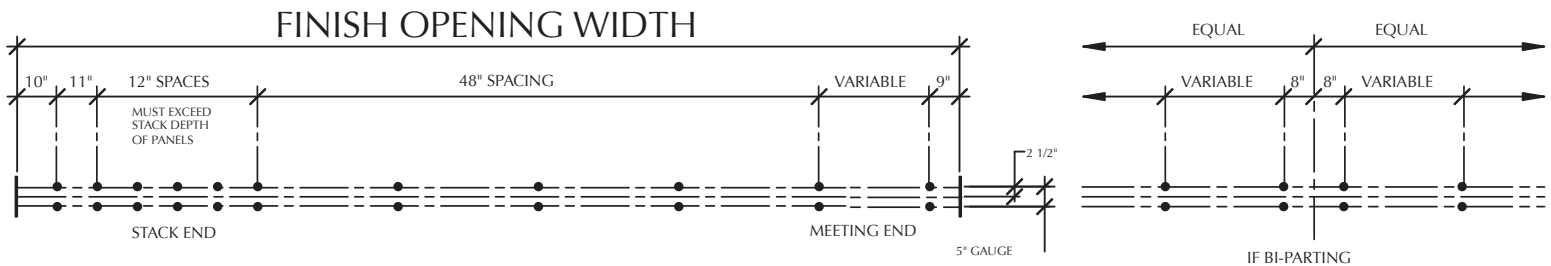


SPECIFICATIONS

Suspension system shall include Advanced #1A composite aluminum alloy track with zinc-plated solid steel running surfaces. Track brackets interlock top flange and attach to structure with pairs of 1/2 inch diameter steel hanger rods. Approximate weight of track assembly is 8.0#/Lin. Ft.

TRACK: Track shall have minimum 6 inch-to-the-fourth moment of inertia. Provide test report from nationally recognized independent laboratory showing track/trolley/bracket/ hanger rod assembly sustains a load of 6,000 pounds at mid point of 36 inch simple span without damage.

TROLLEYS: Trolleys to have four all-steel wheels 1 5/16 inch diameter with radial and thrust type roller bearings, shielded and pre-lubricated. Bearings and wheels to be independently replaceable and capable of re-lubricating. Pendant bolt to be 3/4 inch diameter and attach to panel through a steel plate mounted internally within panel frame. Individual trolley capacity is 900 pounds.



HANGER ROD SPACING TEMPLATE